

# Radiography Fluoroscopy QA Phantom

Model 903



## SOLID ASSESSMENT TOOL FOR X-RAY IMAGE QUALITY PROGRAMS

The CIRS Model 903 Radiography/Fluoroscopy QA Phantom is designed to provide physicians with an opportunity for a comprehensive review of their Radiography/Fluoroscopy facility image quality programs. The phantom can be used for both initial QA assessment and routine monthly QA testing to help ensure patients are receiving the best possible X-ray examinations.

Our CIRS Model 903 is manufactured from Polymethyl Methacrylate (PMMA) equivalent epoxy that offers the same x-ray attenuation properties as PMMA with significantly greater durability.

The overall phantom measures 25.4 cm wide x 25.4 cm long x 20.7 cm high and consists of three attenuation plates, one test object plate and a detachable stand for easy, reproducible set-up. Test objects include high-resolution copper mesh targets from 12 – 80 lines per inch, two separate contrast-detail test objects.

Optional accessories are available to evaluate iodine contrast visibility and linearity as well as digital subtraction effectiveness under various conditions.

### Features

- Suitable on CR, DR & Fluoroscopy systems
- Durable PMMA-equivalent epoxy
- Multiple configurations
- Assesses:
  - Entrance skin dose
  - Minimum detectable contrast (%)
  - Low-contrast resolution
  - Optical density
  - High-contrast resolution
  - DSA function and arterial visibility

深圳市展业达鸿科技有限公司

吕先生: 15920060912 (微信同号) 0755-22934005 (座机)

地址: 深圳市福田区八卦二路八卦岭工业区615栋419  
Tissue Simulation & Phantom Technology

邮箱: hongqi@thingstet.com

网址: www.thingstet.com

<b>DIMENSIONS:</b>	25.4 cm x 25.4 cm x 20.3 cm (10" x 10" x 8")
<b>PHANTOM WEIGHT:</b>	16.8 kg (37 lb)
<b>MATERIALS:</b>	PMMA-equivalent epoxy

**MODEL 903 INCLUDES**

PART NO.	QTY	DESCRIPTION
903-01	1	Test Object Plate
903-02	1	4.1 cm Block with Lead Markers
903-03	1	7.6 cm Block with Aluminum Plate & Detachable Support Legs
903-04	1	7.6 cm Block

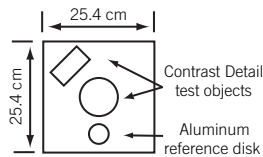
**MODEL 903 OPTIONAL ACCESSORIES**

PART NO.	DESCRIPTION
903-05	Optional Artery Slot Block for Model 903
903-06*	Artery Block with Iodine (15 mg/mL)
903-07*	Artery Block with Iodine (150 mg/mL)
903-08	Bone Block
9506	Optional Soft-Sided Case for ACR Radiography Fluoroscopy Accreditation Phantom

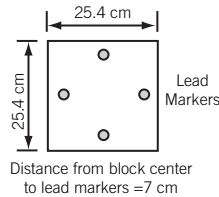
\*Must purchase Model 903-05 Optional Artery Slot Block to use this accessory with Model 903 Radiography Fluoroscopy Accreditation Phantom.

**PHANTOM TOP VIEW**

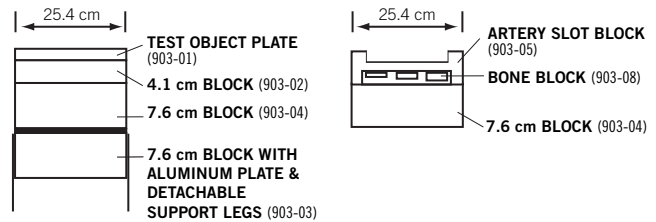
**TEST OBJECT PLATE (903-01)**



**4.1 cm BLOCK (903-02)**



**PHANTOM SIDE VIEW**

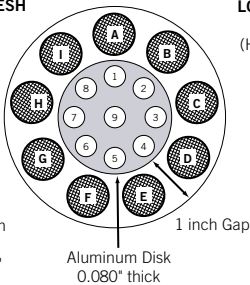


**TEST OBJECT PLATE DETAILS (903-01)**

**HIGH CONTRAST MESH**

- LINES PER INCH
- A-80
  - B-12
  - C-16
  - D-20
  - E-24
  - F-30
  - G-40
  - H-50
  - I-60

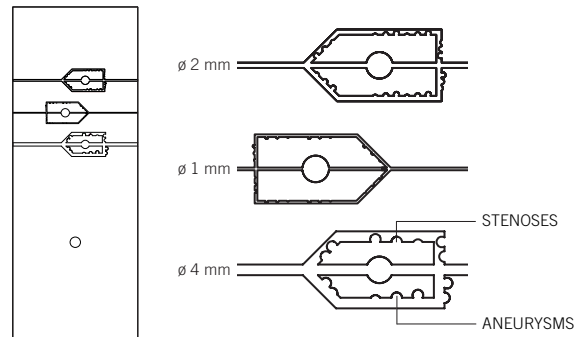
Meshes arranged in incremental order  
Lines angled at 45°



**LOW CONTRAST HOLES IN ALUMINUM DISK (Hole Diameter - 0.375")**

- HOLE DEPTHS**
- 1 - 0.068
  - 2 - 0.049
  - 3 - 0.035
  - 4 - 0.025
  - 5 - 0.018
  - 6 - 0.0126
  - 7 - 0.0091
  - 8 - 0.0063
  - 9 - 0.0040

**ARTERY BLOCK WITH IODINE (903-06 & 903-07)**



**CONTRAST-DETAIL TEST OBJECT**

